



NEWTON
CONSERVATORS

FALL ISSUE

NEWSLETTER

Newton's land trust working to preserve open space since 1961

NEWTONCONSERVATORS.ORG • FALL 2020

2020 Officers and Directors

Ted Kuklinski,
President

Chris Hepburn,
Vice President

AnnaMaria Abernathy,
Secretary

Katherine Howard,
Treasurer

Beth Wilkinson,
Past President

David Backer

Peter Barrer

Barbara Bates

Dan Brody

Bonnie Carter

Michael Clarke

Margaret Doris

Henry Finch

Robert Fizek

Maurice Gilmore

Daniel Green

William Hagar

Ken Mallory

George Mansfield

Nyssa Patten

Larry Smith

Advisors

Margaret Albright

Lisle Baker

John Bliss

Lee Breckenridge

Lalor Burdick

Lucy Caldwell-Stair

Michael Collora

Ann Dorfman

Bart Hague

Alison Leary

William Leitch

Don Lubin

Brooks Mathewson

Eric Olson

Richard Primack

Eric Reenstierna

Jon Regosin

Patricia Robinson

Jane Sender

William Shaevel

Willis Wang

Bruce Wenning

Turtle Watching in Newton

Everyone seems focused on bird watching, but I like to watch turtles. And now is a great time to watch them in Newton. My “top turtle in Newton” is probably the eastern painted turtle because it is the champion basker and, like a wood frog, can freeze without dying in the cold New England winters. And it is also the most common turtle in Massachusetts, making it the easiest to watch.



PHOTO: BARBARA BATES

Champions at basking, Eastern painted turtles are the only known turtles to have scutes arranged in straight lines across their carapaces.

snapping turtles often bask in the water, slightly below the surface, making them look like shadows in ponds.

In addition to painted turtles, the snapping turtle is common in Newton. You can observe both of these turtles around ponds and streams from spring until the fall weather turns cold. Late July and August can be an especially engaging time to watch since both turtles' eggs usually hatch then.

How can you identify the turtle you are watching?

I look at the color of the turtle's skin and shell, plus the shape of the shell and size of the turtle. I'll describe only the two most common Newton turtles, but you can find excellent turtle “fact sheets” at:

<https://www.mass.gov/guides/turtles-of-massachusetts> for all our native turtles.

Painted turtles are reptiles and cold blooded. To keep their temperature warm enough, they climb onto logs and rocks to lie in the sun with their legs, neck, and head extended as far out of their shells as possible to maximize the sun's warmth on their skin. This can mean balancing on their bottom shell (called the plastron) while they bask. Painted turtles will bask for at least several hours a day and have been known to bask on the backs of loons and, more startlingly, on the backs of snapping turtles! I find this last claim to be somewhat odd since



PHOTO: W. LUTZ

Male eastern painted turtle's middle claws on front feet are 2-3 times longer, distinguishing them from females.

Continued on page 2



Female eastern painted turtles are thicker top to bottom than males to allow space for eggs to develop – notice the domed look on both carapace & plastron.



Turtles cannot leave their shells because their spines are fused to their carapaces. Notice the serrated trailing edge of this common snapping turtle shell.

year life span. You can differentiate males from females by the claws on their front feet: claws are of equal length for females while the males' two middle claws are two to three times longer than the side toes (they are thought to be used in courting/mating.)

If you see a clear red slash on the side of a turtle's head, you are probably watching a **red-eared slider** (*Trachemys scripta elegans*), a non-native turtle once sold as a pet but now banned from the pet trade. When an owner tired of the pet turtle and released it, the red-eared slider took up residence in the wilds of Newton. Thankfully red-eared sliders do not breed this far north and so their numbers are not increasing. According to Matt Kamm of Zoo New England's turtle conservation program, it is not warm enough here for the red-eared slider's eggs to incubate and hatch. They do grow to 8 to 11 inches, though, as they live out their lives in our neighborhood.



Red-eared Slider, a non-native turtle

There are several subspecies of painted turtle, but we encounter mostly the **eastern painted turtle** (*Chrysemys picta picta*). Eastern painted turtles have a creamy pale yellow or sometimes orangish plastron (bottom shell) and a dull black to brown or olive carapace (top shell). It is the *only* known turtle with its carapace's scutes (the sections or plates of the shell) arranged in straight lines across its back. Eastern painted turtles have yellow streaks and blotches on their heads and necks and sometimes red streaks on their legs or the marginals of their shells (the sections between the carapace and the plastron). Eastern painted turtles are mid-size turtles, growing to about six inches in length over the course of their 30-odd-



Common snapping turtles have keeled scutes on their carapace, but the keels fade with age.

ranges in color from blackish brown to olive and has three pronounced ridges that fade with age. The yellowish plastron is tiny, and the turtle cannot withdraw its limbs into its shell for protection. This large heavily muscled turtle looks positively prehistoric, especially if you can see the stegosaurus-like plates sticking up from its tail. The species name "*serpentina*" refers to this turtle's very long neck. Never touch this turtle unless you are touching the *rear half* of its carapace since its snapping jaws can reach the front half easily!

Why are these turtles on the move now?

Females nest from late May to early July. This means you will see adult females crossing roads to dig nests in sunny patches of soil, sometimes several hundred yards from the water where they live. When the eggs hatch, usually late August through early October, you may see the tiny hatchlings heading straight to the water. It is thought they can smell the water. However, eastern painted turtles may over-winter in the nest and emerge as early as April!

If you see an adult turtle on the road, do not try to change its direction. If you can safely assist the turtle, help it move in the direction it was originally traveling to the side of the road. If you see a baby / hatchling painted or snapping turtle, help it to find cover (a pile of leaves or bush) or help it into the nearest water.



Snapping turtles often cross roads in search of good nesting sites. Notice the spikes on this one's tail.



Snapping turtles walk the pond bottom in search of places to ambush their prey.

Reproduction

Both eastern painted and common snapping turtles mate in April. I've watched the ponderous underwater ballet that the snappers perform in the second pond at the Newton Cemetery & Arboretum several times.

Eastern painted turtles dig their flask-shaped nests using only their rear feet. If the soil is too dry and hard, the turtle will urinate on it to make it easier to dig. She will reach back through the narrow nest opening with one foot to scoop out earth and deposit it to the side. Then she angles her body so that she can use her other leg to scoop soil out from the other side while maintaining a narrow entrance to the nest. You can watch a video of an eastern painted turtle digging her nest here: <https://youtu.be/IW7zidg0yQc>

Once she has finished the digging, the eastern painted



Painted turtles lay 4-10 eggs per nest.

turtle will deposit between four to ten roughly 3/4 inch white eggs into the nest, tucking each egg to the side to make room for the next before returning the soil to cover them and

packing it down. You can watch the egg laying process here: https://youtu.be/O8ucrSwK1_8. Nesting can take more than an hour to complete.

Snapping turtles also dig using their rear feet but they dig a wider nest. A snapper may not nest every year since she can store viable sperm for up to three years. Mary Holland of the Naturally Curious Blog describes watching a snapping turtle complete her nest:

“Hole made, she proceeds to slowly lift her body and release ping pong ball-sized, -colored and -shaped eggs, usually one at a time, but occasionally two, into the hole beneath her. Down she comes for a minute or two of rest, and then up she rises again to release another egg. She does this anywhere from 20 to 40 times, a process that can take up to several hours, depending on the number of eggs she lays. Then her large, clawed hind feet slowly begin to scrape the two piles of soil she removed back into the hole, one foot at a time, until the eggs are covered, at which point she tamps the soil down with her plastron, or bottom shell. She then returns to the water, leaving the eggs and hatchlings to fend for themselves.”

(<https://bit.ly/2QFwAb8>)



A predator, perhaps a raccoon, dug up this snapping turtle nest and feasted on the 20-50 eggs a snapper can lay.



Had a predator not eaten these snapping turtle eggs, they would have hatched 80-90 days after being laid.

After all, that shell is not of much concern for a nut-eating mammal like a chipmunk!

Once a turtle reaches maturity it has fewer natural enemies. Raccoons, otters, mink, and foxes will prey on small painted turtles, but can find them tough nuts to crack since they can withdraw into their shells. The mature common snapping turtle has *no natural predators* other than us and our cars.

In this time of COVID-19, watching turtles can be a nice way to relax — as another Newton Conservator once told me, “Turtles are about going slow and paying attention to your life.” ♦

— Barbara Bates

Sadly, nest-predators like raccoons, skunks, fox, and coyotes destroy up to 90% of turtle nests before they ever have a chance to hatch. Crows, squirrels, and snakes finish off any left-over eggs that have been exposed.

Once the nest hatches, the hatchlings are still not safe as they dash to the nearest water. I once watched a bull frog at the water's edge rapidly gulp four baby snappers in a row as the rest slid into the pond. In addition to the usual suspects, Great Blue Herons and chipmunks eat the baby turtles.



Baby snapping turtles can bite – handle with care. Snapping turtles have very small plastrons compared to painted turtles because they are bottom dwellers and as adults can easily defend themselves.

President's Message

What a strange summer we have had in these Covid-19 times! Vacation plans have been upended, kids' summer camp canceled, borders closed, airline travel curtailed, school plans uncertain, weddings postponed, birthday parties virtualized, beaches restricted, and basically our summer full of fun times deflated! But with all this, outdoor activities and our open spaces have become our saving refuge with way more exploring, walking, hiking, and biking activity.

Even with the pandemic, our open space work continued. Although we had to cancel our public invasives programs due to Covid, our dedicated Invasives Team took on removal projects across the city tackling garlic mustard, knotweed, black swallow-wort, tree of heaven, and other non-native species. Coming soon, we have a major new section of our website dedicated to the recognition and control of the invasives found in Newton. Our hillside Dexter Woods property has benefited from many new native plantings this spring and, thanks to watering volunteers, has done well despite the dry late summer weather.

When Massachusetts DCR finally allowed volunteer work on their managed properties, Trail Team volunteers assisted with helping restoration of the Pony Truss Trail along a beautiful section of the Charles River, which will be part of the larger Riverside Greenway. And, as part of the agreement for the new Riverside development, other key sections of the Greenway will be built and funded by the developer. In other Riverside Greenway news, the design and planning for the re-configuration of Commonwealth Avenue carriageway near Lyons Field is being undertaken.

Our CR Monitoring Teams have already started their annual surveys of the numerous properties for which we hold conservation restrictions. Additional volunteers are always welcome to join these teams, which have experienced leaders and work with appropriate social distancing and Covid precautions.

Worthy of mention is the stream work at the beautiful Houghton Garden along with a wonderful new section of accessible pathway. The pond work there will await sufficient rain to bring the water level up enough for hydro-raking equipment to handle the buildup of material over the last hundred years or so. Houghton Garden is truly one of the open space gems in Newton and worth seeking out.

As you may remember, our annual Newton Conservators Dinner Meeting, which was to be held on May 3, 2020, at American Legion Post 440, was postponed to Wednesday, October 21, 2020. We are sad to announce that due to the ongoing Covid-19 situation, the continuing need for social distancing, and concern for our attendees in a higher risk category, our board has decided not to hold an in-person meeting that day, but to make it a virtual event on Zoom instead.

This virtual event will be a shortened form of our in-person meeting, which will include election of board and officers, organization update, awards announcements, and an engaging speaker presentation. Next year's Annual Dinner Meeting is now scheduled for Wednesday, May 5, 2021, at American Legion Post 440, and this year's award recipients will be honored in person at that event. Remember to save the Dates: Wednesday, Oct 21, 2020 and Wednesday, May 5, 2021.

Due to the ongoing pandemic uncertainty and continuing need for strict social distancing, we felt we had to suspend our traditional Fall Walk Series this year. The good news is that we will be inaugurating a Fall Webinar Series in its place featuring many of our local experts on a variety of interesting nature topics from September through November. See the full schedule in this issue; please register early online in the Events section on our website since we have a limit of 100 participants for each webinar. Our registration process is automated, and registrants will receive a link and reminder in advance.

Please enjoy this informative newsletter issue, and in particular learn about turtles inhabiting our local ponds and streams, and learn more about annual happenings at Bare Pond, a vernal pool in our recently acquired Webster Woods parcel. This fall, please get out and enjoy our foliage-festooned open spaces safely, using proper social distancing and masks where appropriate. Better times are ahead!

All the best,

Ted Kuklinski

Ted Kuklinski
President, Newton Conservators

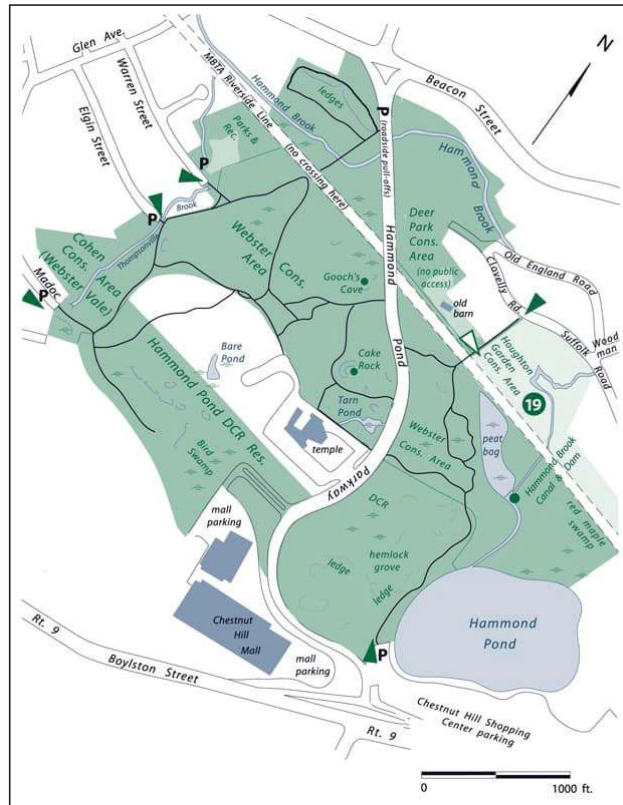
Seasonal Changes of a Vernal Pool

Newton Conservators member Paul Spagnoli took a series of photos to document seasonal changes at Bare Pond, a vernal pool in Webster Woods, the part of Webster Conservation Area recently acquired by the City of Newton.

Unlike other ponds and lakes, vernal pools are **temporary** freshwater bodies of water. These small pools are filled by autumnal rains, snow melt, and spring rains. By the end of summer, most vernal pools have dried up, leaving leaf litter, cracked mud, and rocks to show where they were. To be a certified vernal pool in Massachusetts, there must be water in the pool for more than two months in the spring and summer of most years (to enable obligate vernal pool species to reproduce), and there can be no fish. Without predatory fish, other creatures can thrive.

Vernal pools (and the forested land around them) provide essential habitat for many species. In the spring, vernal pools are home to reproducing invertebrates (such as fairy shrimp, dragonflies, and damselflies) and vertebrates (such as spotted salamanders and noisy wood frogs).

Paul's first photo (right) shows the seasonal changes that take place at Bare Pond — and many other vernal pools in our region.



In the photo taken on March 18 (below), the water was at its highest level. At this point, its resident wood frogs were beginning to chorus loudly and were laying their eggs. In the middle of March, the discussion board for the Friends of Webster Woods contained the first messages from visitors to the pond who were hearing and seeing wood frogs in the pond on warm days.

Unseen to most observers at that time, fairy shrimp also were active in the pond. Fairy shrimp are a life form perfectly suited to spending their entire brief lives in a vernal pool. They hatch from eggs left in the soil on the bottom of the pond the previous year. The slow-moving crustaceans molt several times and reach their adult size of 1" within a couple weeks, before

most of their would-be predators are active. They have eleven pairs of legs, stalked eyes and swim upside down, using their many legs to find and filter decaying plants and even smaller animals in the pool.



Dragonfly Larva



Wood frogs with eggs



Photo taken March 18

In April, the wood frog eggs hatched. I saw masses of wriggling black tadpoles in the water on visits to Bare

Continued on page 6



External gills on a juvenile salamander

Pond in April. They were foraging for algae and decayed leaf matter. At the same time, spotted salamanders were busy laying their eggs, which probably were attached to vegetation in sunny areas of the pond.

In Paul's photo from June 16 (below), the water level had receded enough that some of the trees were on dry land. And more of the big rock was above water. Those wood frog tadpoles that survived attacks from birds, beetles, turtles and snakes were undergoing their metamorphosis into tiny frogs. The salamander eggs would have hatched into .5" larvae with external gills. For the first couple days, juvenile



Photo taken June 16

salamanders also have "balancers" behind their gills (and in front of their front legs) to help keep them upright. By the time this photo was taken, the fairy shrimp would have died, leaving their cyst eggs filled with perfectly formed embryos buried in the muck at the bottom of the dried-up pond and ready to hatch in the spring of 2021.

When Paul took his photo on June 28 (right, top), there were only a few puddles left in Bare Pond. By this point, the salamanders and wood frogs had all dispersed into the woods around the pond, where they will overwinter in the abandoned burrows of small mammals and under rocks and fallen trees. As ecologist Eric Olson wrote in an article in 2018, "The various amphibians that arrive at vernal pools in March or April will reside in and near a pool only long enough to mate and lay eggs; all the rest of the year they are forest dwellers."



Photo taken June 28

By the time Paul took a photograph on July 21 (below), four months after the first photo, the land was bone dry.

Bare Pond is Newton's largest vernal pool but not its only one. The city has a total of thirteen vernal pools certified by the state's Natural Heritage & Endangered Species Program. Most of those vernal pools are located in Cold Spring Park, near the state's Charles River Reservation, and in Webster Woods. In addition, there are almost twenty more bodies



Photo taken July 21

of water that potentially are vernal pools but have not yet been certified. The State Wetlands Protection Act protects certified vernal pools in Newton only when they fall within jurisdictional areas such as Riverfront Area or floodplains.

If you would like to learn more about vernal pools, visit the website of the Vernal Pool Association:
<https://www.vernalpool.org/> ♦

— Beth Wilkinson

Enjoy Nature... with Newton Conservators

Newton Conservators is pleased to present its first ever online webinar series.

In past years, we welcomed you to fall walks in Newton's open spaces. With continuing concerns for social distancing in the time of Covid-19, we are replacing the fall walks with a new series of online talks given by some of our expert walk leaders.

Each program will begin at 7 pm and last approximately one hour. Please register in advance for each webinar since registrations will close at 3 PM on the day of the event. You may register for the programs using the links below or by going to the event listing at [Newton Conservators.org](https://www.newtonconservators.org). You will receive an email confirmation after you have registered. If after registering you cannot attend, please cancel your reservation (as indicated on your confirmation) so that someone else may use the slot. Registration is limited to 100 slots.



PHOTO: BETH WILKINSON

Monarch Butterfly on Swamp Milkweed

Wednesday, September 16 ... Meet the Monarchs

Monarch butterflies depend on milkweed as a host for their eggs and food for their caterpillars. Learn about planting milkweed, finding monarch eggs, and the care and feeding of the beautiful striped caterpillars. This workshop is for those of all ages who care about the environment and want to help increase monarch and other pollinator populations. Our presenter is Ted Kuklinski, president of Newton Conservators, who has been raising Monarchs for several seasons. **Sign up:** <https://bit.ly/3hdJHfu>



Japanese Knotweed

Thursday, September 17 ... Why care about invasive plants?

The connection of plant-insect-bird is a crucial one, holding the ecology of our parks together, since most birds feed on insects at some point in their lives. This is a central reason to care about invasive non-native plants: few insects can feed on non-natives. Ecologist Eric Olson will introduce the "Least Wanted" species of local problem plants, illustrate the food web connections that research has revealed, and describe how citizen stewards can help push back against these plant invaders.

Sign up: <https://bit.ly/2FIImQuN>



PHOTO: BARBARA BATES

Beaver Lodge

Thursday, September 24 ... That Lovely Summer Pond – Wait! Is that a Beaver?

Pond life includes a wide variety of aquatic animals and plants, including some turtles, frogs, and snakes as well as wading and diving birds. Ponds may also house muskrats and beavers. Join Barbara Bates, long-time teacher/naturalist, and find out more about what's below the pond surface, what's at the surface, who built it, to what they are doing there. **Sign up:** <https://bit.ly/2YfTQAU>



PHOTO: PETE GILMORE

What fall warbler is this?

Thursday, October 1 ... Fall Plumage: Virtual Bird Walk in Cold Spring Park

Join expert birder Pete Gilmore for a virtual walk through Cold Spring Park to enjoy the birds there. Pete will point out how to best recognize each species, where it nests and where it is going. **Sign up:** <https://bit.ly/3hdMfKA>

Continued on page 8



Osmunda regalis fern

Thursday, October 8 ... Ferns, More Important Than You Might Think, And How to Know the Common Ones

Many people think ferns are pretty. They lend texture to our landscapes. But that's not all. Don Lubin will discuss the contributions they have made to our world and show what to look for to distinguish about 20 common species.

Sign up: <https://bit.ly/3hd0uPz>



Tree of Heaven

Wednesday, October 14 ... Recognizing and Removing Invasive Plants

Bruce Wenning, horticulturist at The Country Club, will discuss invasive traits of exotic woody plants infesting our local woodlands and yards. He will provide invasive trait characteristics of the more common exotic woody invasive plants and will explain why these traits are a pathological force that is slowly changing the fate of native plant succession. **Sign up:** <https://bit.ly/2QesWER>



Male Turkey

Wednesday, November 18 ... Talking Turkey

The native turkeys we currently see in such abundance were extirpated from Massachusetts not so long ago. Their revival is a true success story, unless you've tangled with an aggressive one. Join Barbara Bates, long-time teacher/naturalist, to explore the habits and history of this interesting bird, including "pecking order," and how it survives so well in our cities. Presented by Newton Free Library and co-sponsored by Newton Conservators.

Sign up: <https://newtonfreelibrary.libcal.com/event/6897098>



RENEW YOUR MEMBERSHIP OR JOIN TODAY!

YES, count me in! I want to be a nature steward and help Newton Conservators protect and preserve the natural areas in our community.

Please renew/accept my tax-deductible membership at the level checked below:

- | | |
|--|--|
| <input type="checkbox"/> \$250 Directors' Circle | <input type="checkbox"/> \$50 Family Membership |
| <input type="checkbox"/> \$125 Patron | <input type="checkbox"/> \$35 Individual Membership |
| <input type="checkbox"/> \$100 Donor | <input type="checkbox"/> \$15 Student Membership |
| <input type="checkbox"/> \$75 Sustaining Member | <input type="checkbox"/> Additional Contribution \$_____ |

**Want to make an even bigger impact?
Help us support these conservation areas:**

Woodcock Meadow \$_____ Trail Fund \$_____
Ordway Endowment Fund \$_____
Land Stewardship Areas (Dexter Rd., Bracebridge Rd.)
\$_____

New members receive *Walking Trails in Newton's Parks and Conservation Lands*.

NAME _____ EMAIL _____

ADDRESS _____ ZIP _____

☐ I would like to volunteer!
Please email me.

Please make checks payable to Newton Conservators, Inc. and send to P.O. Box 590011, Newton Centre, MA 02459, or visit newtonconservators.org/membership/ to renew/join online. Consider including Newton Conservators in your estate planning. Contact us at president@NewtonConservators.org.

Invasive Pulls

Due to the virus, invasive plant activities will continue to be done safely and informally by a small group. If you are interested in being notified of those activities, please contact Katherine Howard at Katherineh998@gmail.com.

About the Plant Invaders



Black Swallow-wort is a vine with glossy, opposite leaves, small purple flowers, and long seed pods that burst in late summer dispersing massive numbers of seeds into the wind. It is our newest invader and a formidable problem. It is also a threat to Monarch butterflies: because it is in the milkweed family, they may get mixed up and lay their eggs on it, but the larvae can't eat it and die. Dig up the spaghetti-like roots, or at least pull off all the seed pods in mid summer before the pods burst (put the seed pods in trash, NOT yard waste).



Japanese Knotweed is a bamboo-like invader from Asia that can create dense 8' tall single-species stands. It is a tough adversary, because any small root fragments left behind spring back to life the following year. Scientists seek biological control agents, but until then we must control by hand. Persistence pays with this species, and eradication is possible, but it takes several years to truly finish the job.



Buckthorn is another non-native shrub that is proliferating in forested areas (see Cold Spring Park), covering the understory and preventing native forests from re-seeding.

Our sessions also tackle garlic mustard, multi-flora rose, tree of heaven, oriental bittersweet, and black locust.

Do You Use Amazon for Purchases for your Home or Business?



As explained in past newsletters, Amazon Smile is a program through which Amazon donates 0.5% of most purchases (yes, \$5 of every \$1000) to a nonprofit (501c3) organization of your choice (the Newton Conservators, we hope!).

How does one use Amazon Smile? Instead of going to Amazon.com, you go to Smile.amazon.com. On your first visit, you will be asked to choose a nonprofit organization to receive the bonus donation. Enter "Newton Conservators," and you are ready to go. The rest of your shopping proceeds exactly the same as if you had logged in to Amazon.com initially.

Even with relatively few members using the program so far, the rewards have grown. For the first quarter we participated in 2014, we received \$22.32. In 2018, we received \$171.04, and it has now grown to \$100 per quarter.

If you have any further questions about the program, check the FAQ page: <http://smile.amazon.com/about>.



Support Newton Conservators through your IRA

Individuals 70 1/2 and older can make a tax-free gift to the Newton Conservators directly from their IRA. Please consider a gift to the Conservators from your 2020 IRA distributions. The benefits to you include the reduction in income subject to tax, even if you don't itemize, and the amount donated counts toward the Required Minimum Distribution (RMD). The benefits to the Conservators are immense and allow for us to continue to help preserve open space in Newton.

Ask your IRA holder for a simple transfer letter or form. The Newton Conservators is a recognized 501(c)(3) organization.

Thank you.

Newton Conservators
P.O. Box 590011
Newton, MA 02459

MISSION

Newton Conservators, Inc.

The Newton Conservators promotes the protection and preservation of natural areas, including parks, playgrounds, forests and streams, which are open or may be converted to open space for the enjoyment and benefit of the people of Newton. It further aims to disseminate information about these and other environmental matters.

A primary goal is to foster the acquisition of land, buildings and other facilities to be used for the encouragement of scientific, educational, recreational, literary and other public pursuits that will promote good citizenship and the general welfare of the people of our community.

The Newton Conservators was formed as a not-for-profit organization 59 years ago in June 1961.

The Newton Conservators' Newsletter® is

published four times each year by the Newton Conservators, Inc., in June, September, December, and March. Deadlines for these issues are the second Friday of the month before the issue is published.

We welcome material related to our mission from any source. Send proposed articles or letters by email in MS Word or rich text format to articles@newtonconservators.org. Digitized photographs, maps and diagrams are also welcome.

Editor:	Ken Mallory	617-965-1908
Design/Layout:	Suzette Barbier	617-244-0266
Production:	Bonnie Carter	617-969-0686

Thanks to the following contributors to this edition of the Newsletter: Barbara Bates, Beth Wilkinson and Katherine Howard.

🌿 Octo Barnett 🌿



We note sadly the death on June 30 of Octo Barnett, famous as a pioneer in medical informatics. Octo and Sarah Barnett were early active members of the Conservators and were enthusiastic attendees at our annual meetings. Octo's activity, while on the board of directors during 2009-13, focused on the Webster Conservation Area. He also saw the need to maintain conservation restrictions on City properties. Our sympathy goes to Sarah and to their family.





PHOTO: DAN BRODY

Fall's Coming! Explore!

*Shop online at newtonconservators.org/publications/ to purchase Newton Conservators' publications. *Almanac* is \$19.95 + shipping, and the *Trail Guide* is \$8.95 + shipping.*

- Members receive a discount from these prices when purchasing online.





NEWTON CONSERVATORS, INC.
P.O. Box 590011
Newton Centre, MA 02459

RETURN SERVICE REQUESTED

Non-Profit Org.
US Postage Paid
Newton, MA 02459
Permit No. 55629



NEWSLETTER

Newton's land trust working to preserve open space since 1961

NEWTONCONSERVATORS.ORG • FALL 2020



IN THE FALL ISSUE:

Turtle Watching in Newton.	1
President's Message.	4
Seasonal Changes of a Vernal Pool	5
Enjoy Nature with Newton Conservators	7
Invasive Pulls	9
Support the Newton Conservators	10



Wood Thrush
photo by Suzette Barbier



Go Green! ...and all the other colors of the rainbow. You can view this newsletter at newtonconservators.org/newsletters. To elect not to receive a paper copy of the newsletter, update your membership profile at newtonconservators.org/membership